

Name: _____

Date of birth: _____



Confirmed allergens: _____

Family/emergency contact name(s):

1. _____

Mobile Ph: _____

2. _____

Mobile Ph: _____

Plan prepared by doctor or nurse practitioner (np): _____

The treating doctor or np hereby authorises medications specified on this plan to be given according to the plan, as consented by the patient or parent/guardian.

Whilst this plan does not expire, review is recommended by DD/MM/YY

Signed: _____

Date: _____

For use with **EpiPen®** adrenaline (epinephrine) autoinjectors

SIGNS OF MILD TO MODERATE ALLERGIC REACTION

- Swelling of lips, face, eyes
- Hives or welts
- Tingling mouth
- Abdominal pain, vomiting - **these are signs of anaphylaxis for insect allergy**

ACTION FOR MILD TO MODERATE ALLERGIC REACTION

- For insect allergy - flick out sting if visible
- For tick allergy seek medical help or freeze tick and let it drop off
- Stay with person, call for help and locate adrenaline autoinjector
- Give antihistamine (if prescribed) _____
- Phone family/emergency contact

Mild to moderate allergic reactions (such as hives or swelling) may not always occur before anaphylaxis

WATCH FOR ANY ONE OF THE FOLLOWING SIGNS OF ANAPHYLAXIS (SEVERE ALLERGIC REACTION)

- **Difficult or noisy breathing**
- **Swelling of tongue**
- **Swelling or tightness in throat**
- **Wheeze or persistent cough**
- **Difficulty talking or hoarse voice**
- **Persistent dizziness or collapse**
- **Pale and floppy (young children)**

ACTION FOR ANAPHYLAXIS

- 1 LAY PERSON FLAT - do NOT allow them to stand or walk**
 - If unconscious or pregnant, place in recovery position - on left side if pregnant, as shown below
 - If breathing is difficult allow them to sit with legs outstretched
 - Hold young children flat, not upright



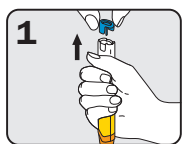
- 2 GIVE ADRENALINE AUTOINJECTOR**
 - 3 Phone ambulance - 000 (AU) or 111 (NZ)**
 - 4 Phone family/emergency contact**
 - 5 Further adrenaline may be given if no response after 5 minutes**
 - 6 Transfer person to hospital for at least 4 hours of observation**
- IF IN DOUBT GIVE ADRENALINE AUTOINJECTOR**
Commence CPR at any time if person is unresponsive and not breathing normally

ALWAYS GIVE ADRENALINE AUTOINJECTOR FIRST, and then asthma reliever puffer if someone with known asthma and allergy to food, insects or medication has **SUDDEN BREATHING DIFFICULTY** (including wheeze, persistent cough or hoarse voice) even if there are no skin symptoms

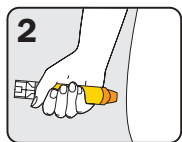
Asthma reliever medication prescribed: Y N

Note: If adrenaline is accidentally injected (e.g. into a thumb) phone your local poisons information centre. Continue to follow this action plan for the person with the allergic reaction.

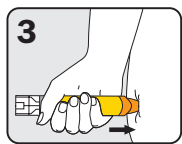
How to give EpiPen®



1 Form fist around EpiPen® and PULL OFF BLUE SAFETY RELEASE



2 Hold leg still and PLACE ORANGE END against outer mid-thigh (with or without clothing)



3 PUSH DOWN HARD until a click is heard or felt and hold in place for 3 seconds REMOVE EpiPen®

EpiPen® is prescribed as follows:

- EpiPen® Jr (150 mcg) for children 7.5-20kg
- EpiPen® (300 mcg) for children over 20kg and adults